

GE current
a Daintree company

LED HORTICULTURE LIGHTING SYSTEMS



Arize Element[®] L1000

Enabling efficient growth at an industrial scale

Sustainable

Efficacy levels surpassing 3.6 $\mu\text{mol/J}$ make the Element one of the most efficient grow lights in its class, lowering operating expenses

Precise

Our XW Optic efficiently spreads light, reducing the number of fixtures by an average of 10 to 15% without sacrificing uniformity or crop quality

Complete

Three application-specific models and eight spectrums ranging from dual-band purple to broad white ensure there is an Element for every farm

Assembled in the USA

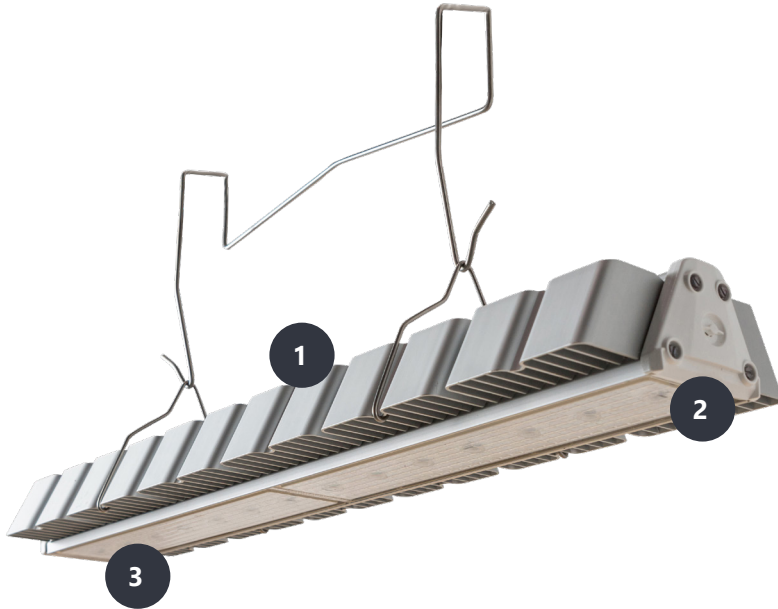
Tried and true manufacturing, a standard five-year warranty and a >50,000 hour lifetime ensure consistent, predictable yields for years to come

www.led.com for the latest in lighting innovations from the inventors of the LED



Arize Element[®] L1000

Why Element?



1 Purpose-Built

A heat sink that doesn't accumulate debris and LEDs protected by a lens are just two of the ways we designed reliability into the L1000. We've also designed all-new mounting brackets, further simplifying installation

2 Maximum Capability

We've simplified our language: broad white, broad pink and dual-band purple, all with high- and low-blue variants maximize year-round production for both sole-source and supplemental applications

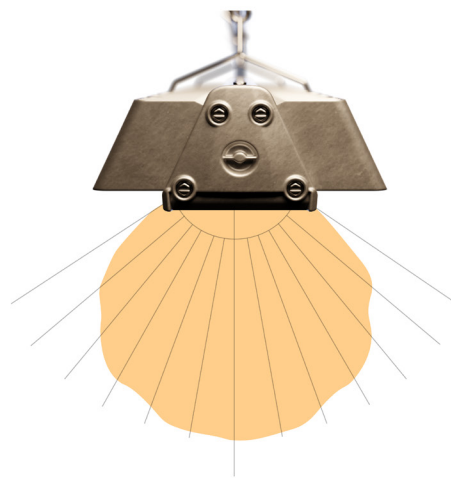
3 Less Input. More Output

LED is more accessible than ever: Our XW optic reduces the number of fixtures required (more on that below), while efficacy levels surpassing $3.6 \mu\text{mol/J}$ enable direct replacement of 1000W HPS fixtures, reducing energy costs by over 40%. Did we mention no relamping?

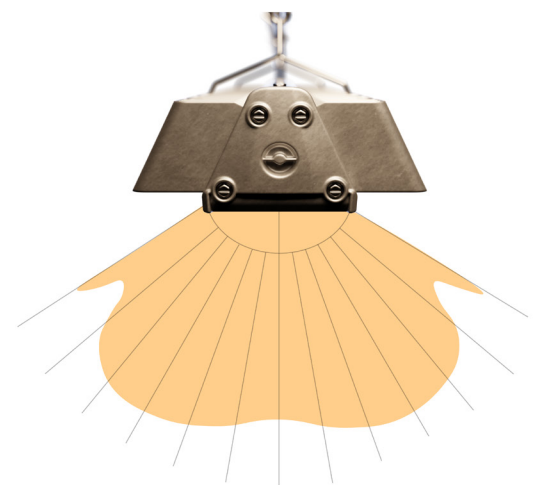
XW Optic

Compared to the previous generation's Lambertian distribution, our new XW Optic precisely controls light dispersion, resulting in wider coverage in low headspace applications. It further reduces the number of fixtures by 10 to 15%, without sacrificing uniformity or crop quality, lowering capital investment.

Lambertian Distribution



XW Optic



Spectrum Table

Family	Spectrum	Typical photon flux ¹ (μmol/s)	Power ¹ (W)	Efficacy ¹ (μmol/J)
L1000 (H order code)	PPR - Purple LB	1900	584	3.3
	PPB - Purple MB	1900	622	3.1
	PKT - Pink ELB	1900	610	3.1
	PKR - Pink LB	1900	627	3.0
	PKB - Pink MB	1900	642	3.0
	PKF - Pink FR	1900	644	3.0
	BRI - White MB	1750	658	2.7
	BRV - White HB	1750	683	2.6
L1000 High Efficacy (V order code)	PPR - Purple LB	1900	534	3.6
	PPB - Purple MB	1900	566	3.4
	PKT - Pink ELB	1900	542	3.5
	PKR - Pink LB	1850	572	3.2
	PKB - Pink MB	1850	593	3.1
	PKF - Pink FR	1800	571	3.2
L1000 High Output (C order code)	PPR - Purple LB	2350	690	3.4
	PPB - Purple MB	2250	692	3.3
	PKT - Pink ELB	2250	690	3.3
	PKR - Pink LB	2100	689	3.0
	PKB - Pink MB	2050	690	3.0
	PKF - Pink FR	2050	687	3.0

¹ Tested at maximum input voltage. Typical performance +/-10%

Accessories

Order code	Description
GECA60C16-OL04B	AC Leader Cable, 4 ft / 1219 mm, UL
GECA60D16-OL04B	AC Leader Cable, 4 ft / 1219 mm, CE
GECA60C16-5L04B	AC Leader Cable, 4 ft, NEMA 5-15, UL
GECA60C16-7L04B	AC Leader Cable, 4 ft, 16AWG, NEMA L7-15, UL
GECA60C16-8L04B	AC Leader Cable, 4 ft, 16AWG, NEMA L8-20, UL
GECA60FNA-NL00B	AC Field Installable Wieland Connector, UL/CE
GECA30G14-EN03B	DC Interconnection Cable, 3 ft / 914 mm, UL/CE
GECA30G14-EN06B	DC Interconnection Cable, 6 ft / 1828 mm, UL/CE
GECA30H20-OO03B	Dimming Cable, 3 ft / 914 mm, UL/CE
GEMB-WAS1	1.625 in / 40 mm Unistrut Mounting Kit
GEMB-WAA1	1.625 in / 40 mm Unistrut Offset Mounting Kit
GEMB-WAS2	2.75 in / 70 mm Square Mounting Kit
GEMB-CBH1	18 in / 45 mm Universal Cable Mount
GEMB-CBH2	60 in / 1524 mm Universal Cable Mount
GEMB-PAU1	90° Perpendicular Mounting Kit
GEPSC240-680D-BDGGL	Power Supply, 120-277V (UL)/220-240V (CE)
GEPSC240-680D-BGJGL	Power Supply, 277-480V (UL)/380-415V (CE)

Spectral Distribution

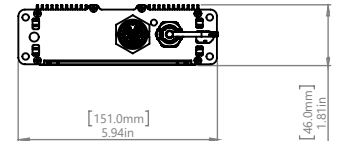
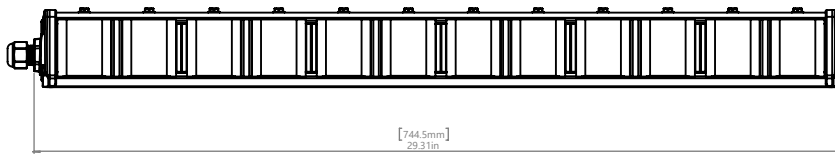
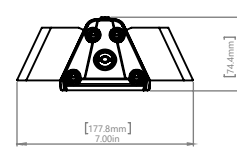
Spectrum	Typical Spectral Distribution			
	Blue PF	Green PF	Red PF	Far Red PF
PPR	10.0%	0.0%	90.0%	0.0%
PPB	20.0%	0.0%	80.0%	0.0%
PKR	8.0%	15.0%	77.0%	0.0%
PKB	16.0%	15.0%	69.0%	0.0%
PKF	8.0%	15.0%	72.0%	5.0%
PKT	6.0%	6.0%	88.0%	0.0%
BRI	15.0%	38.0%	47.0%	0.0%
BRV	25.0%	38.0%	37.0%	0.0%



Mechanical Outline

Dimensions and Weight

	Length		Width		Height		Weight	
L1000 Fixture	29.31"	744.5 mm	7.00"	177.8 mm	2.93"	74.4 mm	9.0 lbs	4.1 kg
Power Supply	13.12"	333.4 mm	1.81"	46.0 mm	5.94"	151.0 mm	7.0 lbs	3.2 kg



Specifications

Dimming Range	0-10V	Max. Remote Mount Distance	18 ft (5.49 m)
Max Source Current	450uA	Cooling	Passive
Dim-to-Off	Yes	Light Distribution	XW Optic
Dim off voltage	0.35-0.65 V (typ. 0.5 V)	Operating Environment	0°C to 40°C (32°F to 104°F)
Dim on voltage	0.55-0.85 V (typ. 0.7 V)	IP rating	IP66
Dimming output range	10%-100%	Light Maintenance	Q90: >50,000 hours ⁶
Power Factor	>0.99 ⁴	Warranty	Five-year system warranty

THD < 10%⁵
 Use with sink dimmers only

⁴ Tested at minimum input voltage
⁵ Tested at full intensity
⁶ Tested at 40°C per TM-21

Order code table

Model	Family	Spectrum	Input Voltage	Optic	Options	Gen	Power Cable	Mounting Options	Packaging
GEHE	H	See Spectrum Code Table	N = No Power Supply	B = XW Optic	N = None	2	N = None	N = None	S = Single Box
	V		4 = 120-277V (UL) / 220-240V (CE)				1 = 4'/122cm Leader Cable, No Plug, UL	1 = 1.625"/40mm Unistrut	B = Bulk Packaging
	C		5 = 277-480V (UL) / 380-415V (CE)				3 = 4'/122cm Leader Cable, No Plug, CE	2 = 1.625"/40mm Unistrut Offset	
							5 = Leader Cable, NEMA 5-15P Plug	3 = 2.75"/70mm Square	
								7 = Leader Cable, NEMA L7-15P Plug	H = 18"/45mm Universal Cable
									8 = Leader Cable, NEMA L8-20P Plug

© 2021 Current Lighting Solutions, LLC. All rights reserved. GE and the GE monogram are trademarks of the General Electric Company and are used under license. Information provided is subject to change without notice. All values are design or typical values when measured under laboratory conditions.